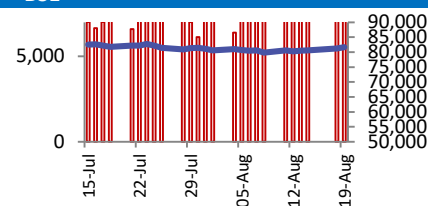
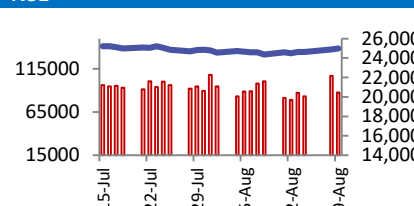


+BSE



Open	81319
High	81756
Low	81315
Close	81644
Change	371
Volume (Lacs)	9686
Turnover (Rs.inCr)	7208

NSE



Open	24891
High	25013
Low	24874
Close	24981
Change	104
Volume (Lacs)	36830
Turnover (Rs.in Cr)	87635

World Markets	Current	Previous	Pt. Chg	Var(%)
Dow	44786	44938	(153)	-0.34%
Dow Futures	44879	44854	25	0.06%
Nasdaq	21100	21173	(73)	-0.34%
FTSE	9309	9288	21	0.23%
Nikkei	42615	42610	5	0.01%
Hang Seng	25205	25105	100	0.40%
Gift Nifty	25036	25121	(85)	-0.34%
Straits Singapore	4244	4231	13	0.31%
South Korea	3166	3142	24	0.77%
Taiwan	23919	23962	(43)	-0.18%
Shanghai	3791	3771	20	0.53%

Commodity Prices	Current	Previous	Pt. Chg	Var(%)
Copper (\$/MT)	9725	9721	4	0.0%
Alumin (\$/MT)	2585	2577	9	0.3%
Zinc (\$/MT)	2766	2787	(22)	-0.8%
Brent Crude (\$/bbl)	68	68	(0)	-0.2%
Gold (\$/Ounce)	3333	3339	(6)	-0.2%
Silver (\$/Ounce)	38	38	(0)	-0.1%
Light Crude (\$/bbl)	63	64	(0)	-0.2%
N G (\$/mmbtu)	3	3	(0)	-0.6%
Sugar (\$/MT)	483	490	(7)	-1.4%
Rubber (Rs./kg)	192	194	(2)	-0.8%
Baltic Dry Index	1893	1927	(34)	-1.8%

Currency Exchange Rate	Current	Previous	Var(%)
Rs./ \$ rate	87.27	87.07	0.22%
Rs./ Euro	101.71	101.39	0.31%
Rs./ Chinese Yuan	12.15	12.15	-0.03%
Yen / \$ rate	148.49	148.37	0.08%
\$ US/Euro	1.16	1.16	0.02%

Dollar Index	Current	Previous	Var(%)
Dollar Index	98.67	98.62	0.05%

Support/ Resistance Levels for Today		
	Nifty	Bank Nifty Fut
Support 1	25000	55640
Support 2	24940	55400
Resistance	25140	56140

Securities in Ban For Trade	
PGEL	RBLBANK

Market Review

US: US stocks closed out their fifth straight day of losses on Thursday, the longest slide since the turn of the year, after retail bellwether Walmart Inc. posted a rare profit miss, jobless claims ticked higher and a Federal Reserve official downplayed the need for a near-term interest-rate cut.

Aisa: Asian equities traded within a narrow range after US stocks and bonds fell as traders pared back wagers on imminent Federal Reserve interest-rate cuts.

India: The Indian market ended in the green on Thursday, extending its rally to a sixth straight session as optimism over a potential cut in Goods and Services Tax (GST), strength in financials from a proposal to exempt insurance premiums from tax, and gains in Reliance Industries lifted the market. **Market is expected to open on a negative note and likely to witness negative move during the day.**

Economy: The number of Americans filing for first-time unemployment benefits rose more than expected last week, pointing to a further weakening of the country's labor market amid tariff-fueled economic uncertainty. Seasonally-adjusted U.S. jobless claims climbed to 235,000 in the week ended on August 16, up from 224,000 in the prior week. Economists had predicted a reading of 226,000. The four-week moving average, which aims to account for volatility in the weekly data, came in at 226,250, slightly above the previous reading of 221,750.

Germany's private sector economy saw a slight uptick in growth in August, driven primarily by the manufacturing sector which experienced a rise in new orders. The HCOB Flash Germany Composite Purchasing Managers Index, compiled by S&P Global, rose to 50.9 in August from 50.6 in July, marking a five-month high and beating a Reuters poll forecast of 50.2. A PMI reading above 50 indicates growth in activity. Manufacturing led the expansion, with its output index climbing to 52.6 from 50.6 in July, reaching a 41-month high. This growth was supported by a solid increase in new orders, the fastest since March 2022, despite a slight decrease in export sales.

Commodities: Oil prices were little changed on Friday but were on track to snap a two-week losing streak as hope for immediate peace between Russia and Ukraine dimmed, increasing the risk premium demanded by oil sellers.

Gold prices held steady on Friday as investors refrained from taking any big bets ahead of U.S. Federal Reserve Chair Jerome Powell's speech at the annual Jackson Hole symposium that could offer fresh clues on the monetary policy path.

Currency: The U.S. dollar was steady on Friday, poised for a strong weekly performance as investors gear up for an eagerly anticipated speech from the Federal Reserve Chair Jerome Powell that could shape the near-term path for interest rates.

FII Derivative Transactions (Rs. Cr)

Contracts	Purchase		Sell		Net	Open Interest (OI)		OI (Previous day)		Change	
	Contract	Value	Contract	Value		Contract	Value	Contract	Value	Contract	Value
Index Future	21853	4142	16711	3172	970	212500	40175	215958	40789	(3458)	(614)
Index Option	10685870	2012970	10673981	2010886	2084	1196309	226047	1720076	324158	(523767)	(98111)
Stock Future	306992	21346	323058	22330	(984)	5671202	394763	5663676	394671	7526	92
Stock Option	402267	28526	398562	28206	320	434091	29898	422448	29119	11643	779
Total	11416982	2066984	11412312	2064594	2390	7514102	690883	8022158	788737	(508056)	(97854)

FII All Activity-BBG (Rs Cr)		Buy	Sell	Net
13-Aug-25		12995	15259	(2264)
14-Aug-25		14464	15672	(1208)
18-Aug-25		21175	20159	1016
19-Aug-25		13933	13946	(12)
20-Aug-25		12505	12803	(298)
Month to date- Aug		174623	189947	(15324)
FII (Prov.) (Rs. Cr)		Buy	Sell	Net
14-Aug-25		13646	15573	(1927)
18-Aug-25		20070	19519	551
19-Aug-25		12604	13238	(634)
20-Aug-25		11600	12700	(1100)
21-Aug-25		14960	13714	1247
Month to date-Aug		176377	200506	(24129)
DII (Prov.) (Rs. Cr)		Buy	Sell	Net
14-Aug-25		13144	9249	3896
18-Aug-25		18650	14546	4104
19-Aug-25		11881	9620	2261
20-Aug-25		14464	12658	1806
21-Aug-25		14515	11969	2546
Month to date-Aug		210016	143503	66513
FII Debt - BBG (Rs. Cr)		Buy	Sell	Net
13-Aug-25		5770	1488	4282
14-Aug-25		5052	693	4359
18-Aug-25		3637	2668	970
19-Aug-25		3309	3503	(194)
20-Aug-25		2621	1566	1055
Month to date- Aug		37406	23423	13983

Market Breadth	BSE		NSE	
	No.	%	No.	%
Advance	2094	49%	1484	49%
Decline	2000	47%	1473	49%
Unchanged	163	4%	78	3%

Market Turnover	21-Aug	20-Aug	Var (%)
BSE Cash	7208	8904	-19%
NSE Cash	87635	106994	-18%
NSE Futures	116806	106580	10%
NSE Options	49212330	19333564	155%
Total (Rs.Cr)	49423978	19556041	153%

Volatility Index	21-Aug	20-Aug
Volatility Index	11.37	11.79

Index PE - TTM	21-Aug	Yr. High	Yr. Low
Sensex	23.0	25.2	20.3
Nifty	22.0	24.4	19.6

Corporate News
Texmaco Rail bag order worth Rs. 103 cr

The company has received an order worth Rs 103.16 crore from Leap Grain Rail Logistics for BCBFG wagons along with BVCM Brake Vans, to be delivered within 10 months. (MC)

Titagarh Rail Gets Rs 467 cr order from Garden Reach Shipbuilders

Titagarh Rail Systems Ltd. received a letter of intent (LOI) from Garden Reach Shipbuilders & Engineers Ltd. for an order worth Rs 467.3 cr. The order was for the construction of two vessels. The vessel will be used by the Geological Survey of India for coastal exploration. Additionally, the execution is scheduled to be completed within 28 months from the date of LOI. The order is worth Rs 445 cr and a GST of Rs 22.25 cr. (NDTV)

GHV Infra receives LOI of Rs 2,000 cr

GHV Infra projects has received a Letter of Intent (LOI) from Valor Estate for appointing as the engineering, procurement and construction partner for execution of the PAP & Police Housing Project at Malad (East), Mumbai. The project carries an initial scope of Rs 2,000 crore, with a targeted completion period of 60 months from commencement. (MC)

Economy
GoM clears GST 2-slab overhaul, revenue loss in focus

India's GST structure is set for simplification. A group of ministers approved a plan to move to a two-slab system. The GST Council may meet in early September for faster implementation. The new structure includes 5%, 18%, and 40% slabs. States are concerned about potential revenue loss. (ET)

Private sector activity hits a record in August, services growth at all-time high

India's private sector experienced a significant surge in activity this month, with the Composite PMI reaching a new high of 65.2, driven by robust new orders. The service sector led the expansion, achieving its highest growth since 2005, while manufacturing also saw improvement. Despite rising input costs, companies remain optimistic about future business activity, supported by favorable demand prospects. (ET)

International
Wipro announced \$375 mn acquisition of HARMAN's digital transformation solutions business

Wipro is set to acquire Harman's Digital Transformation Solutions (DTS) for \$375 mn, enhancing its Engineering Research & Development services. The deal brings over 5,600 DTS employees across the Americas, Europe, and Asia to Wipro. DTS, with a strong presence in multiple countries and diverse sectors, reported a revenue of \$314.5 mn in CY24. (ET)

Top 5 Nifty Gainers	21-Aug	20-Aug	Var(%)
CIPLA	1593	1546	3.0%
DRREDDY	1277	1245	2.5%
BAJAJFINSV	1980	1959	1.1%
ICICIBANK	1446	1431	1.1%
SBILIFE	1877	1859	1.0%
Top 5 Nifty Losers	21-Aug	20-Aug	Var(%)
COALINDIA	378	385	-1.7%
BAJAJ-AUTO	8685	8828	-1.6%
TATACONSUM	1088	1105	-1.6%
POWERGRID	284	288	-1.5%
ETERNAL	322	327	-1.5%

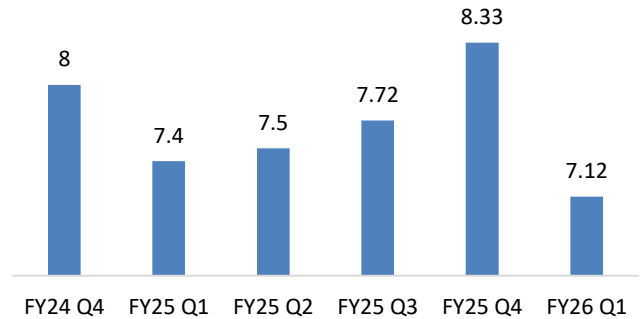
BSE Index Watch	Last	1 day	1 wk	1 mth	1 yr
SENSEX	82001	0.2%	1.8%	-0.2%	1.2%
MIDCAP	45994	-0.1%	2.1%	-1.6%	-5.4%
SMLCAP	53186	0.0%	2.1%	-3.6%	-4.3%
AUTO	56775	-0.4%	5.2%	6.3%	-1.9%
BANKEKX	62135	0.1%	1.1%	-2.0%	7.0%
Capital Goods	67097	0.0%	-0.1%	-5.5%	-8.3%
FMCG	20737	-0.5%	2.4%	0.3%	-10.2%
Health Care	44767	0.6%	0.4%	0.2%	6.4%
IT	35040	0.0%	2.9%	-3.3%	-17.0%
METAL	31636	-0.1%	1.7%	-0.3%	-1.6%
Oil & Gas	26438	0.2%	0.4%	-4.3%	-18.5%
Power	6592	-0.9%	-0.8%	-4.3%	-20.2%
Realty	7125	0.5%	3.5%	-7.8%	-12.6%

Margin Trading Disclosure (Rs. In Cr)	Last	1 day	1 wk	1 mth	3 mth
Op. Scripwise Outstanding	90503	0.1%	-0.9%	0.4%	21.4%
Fresh Exposure	6520	8.2%	19.2%	12.2%	4.1%
Exposure liquidated	5906	1.7%	4.2%	0.0%	14.3%
Closing Net scripwise outstanding	91117	0.6%	0.0%	1.2%	20.4%

NSE USD Futures	21-Aug	20-Aug	Var (%)
Aug Expiry (Rs./\$)	86.30	86.30	0.0%
Sept Expiry (Rs./\$)	87.27	87.09	0.2%
Total Turnover (Rs. Crore)	1954	1429	37%

Sectors	TTM PE
Auto	30.35
Auto Ancillary	40.13
Banking	14.13
Engineering	46.18
Cement	67.05
Diamonds & Jewellery	41.74
Housing Finance	23.45
Infrastructure & Const	26.1
Metals-Aluminium	28.74
Metal – Steel	17.34
Oil Expl.	6.67
Pharma	10.15
Power – Gen. Supp.	39.37
Information Tech.	28.85
Sugar	16.91
Telecom Serv. Prov.	37.07
Tyres	31.76

Tata Steel Delivery volumes (MnT) (Source: Company Data)



10 year G-Sec Yield	Current	Previous	Change
US	4.32%	4.33%	(1) bps
Japan	1.61%	1.61%	0 bps
India	6.53%	6.50%	3 bps
UK	4.73%	4.67%	6 bps
Libor 3 Mths	4.85%	4.85%	(0) bps

Indian Eco Data	Current	Previous	Var(%)
Forex Reserve (US\$ in bn)	602	694	-13.2%
Inflation - WPI	-0.58%	-0.13%	(45) bps
Inflation - CPI	1.55%	2.10%	(55) bps

India GDP	Q3FY25	Q2FY25	Var(%)
Growth	7.38%	6.40%	98 bps

Monetary Policy	Current	Previous	Change
Repo Rate	5.50%	5.50%	0 bps
Reverse Repo Rate	3.35%	3.35%	0 bps
CRR	3.00%	4.00%	(100) bps
O/S Banking System Liquidity (Rs bn)	2413	2812	(399.0)

IIP Growth %	Jun-25	Jun-24	Apr-Feb
IIP	1.5	4.9	3.3
Capital Goods	3.5	3.6	7.9
Mining	3.9	3.5	3.8
Manufacturing	-2.6	8.6	2.1
Electricity	-8.7	10.3	0.4

ADR Price Movement

Company	Price (US\$)	Volume	Previous Day Price	Volume	Variance (%)	No. of Share Per ADR	ADR Price (Rs.)	BSE Price	Variance (%)
Infosys Tech	17.05	19974125	17.01	22949880	0.24%	1	1487.93	1496.40	-0.6%
Wipro	2.80	4832981	2.79	4319430	0.36%	1	244.35	249.91	-2.2%
Dr.Reddy's	14.42	1653790	14.13	743687	2.05%	1	1258.42	1276.60	-1.4%
ICICI Bank	33.33	3968293	33.19	3782067	0.42%	2	1454.33	1446.00	0.6%
HDFC Bank	75.42	1009327	74.99	2001915	0.57%	3	2193.94	1991.20	10.2%

GDR's (US\$)

	Prices	Prev. Close	Change	Var %
L&T	41.20	40.85	0.4	0.9%
RIL	64.50	64.20	0.3	0.5%
SBI	94.60	95.00	(0.4)	-0.4%

US Economy Data	Current	Previous
Inflation (%) (YoY)	2.70%	2.70%
Unemployment (%)	4.20%	4.10%

Interest Rate (%)	Current	Previous
Fed Rate	4.50%	4.50%

US GDP	Q2CY25	Q1CY25
Growth (QoQ Annualized)	3.00%	-0.50%

China Economy Data	Current	Previous
GDP	5.20%	5.40%
Inflation – CPI (%)	0.00%	0.10%

Economic Calendar

	Date
Indian GDP Data	29 Aug
Indian Inflation Data CPI	12 Sep
Indian Inflation Data WPI	15 Sep
Indian Monetary Policy	01 Oct
India's Industrial Production (IIP)	28 Aug
US Inflation Data	11 Sep
US GDP	28 Aug
US Unemployment Data	05 Sep
US Fed Rate	17 Sep
China GDP	20 Oct
China Inflation Data	10 Sept

Event Update		
Name	Date	Purpose
ABM Knowledgeware Ltd.	22-Aug-2025	Rs.1.25 per share(25%)Final Dividend
AGI Greenpac Ltd.	22-Aug-2025	Rs.7.00 per share(350%)Final Dividend
AK Capital Services Ltd.	22-Aug-2025	Rs.14.00 per share(140%)Final Dividend
APL Apollo Tubes Ltd.	22-Aug-2025	Rs.5.75 per share(287.5%)Final Dividend
ASM Technologies Ltd.	22-Aug-2025	Rs.1.00 per share(10%)Interim Dividend
Bannari Amman Sugars Ltd.	22-Aug-2025	Rs.12.50 per share(125%)Final Dividend
Belrise Industries Ltd.	22-Aug-2025	Rs.0.55 per share(11%)Final Dividend
Bhatia Communications & Retail (India) Ltd.	22-Aug-2025	Rs.0.01 per share(1%)First Interim Dividend
Deep Industries Ltd.	22-Aug-2025	Rs.3.05 per share(61%)Final Dividend
Dhanashree Electronics Ltd.	22-Aug-2025	Rs.0.10 per share(1%)Final Dividend
DMCC Speciality Chemicals Ltd.	22-Aug-2025	Rs.2.50 per share(25%)Final Dividend
Dynacons Systems & Solutions Ltd.	22-Aug-2025	Interim Dividend
Dynamic Industries Ltd.	22-Aug-2025	Rs.1.00 per share(10%)Final Dividend
eClerx Services Ltd.	22-Aug-2025	Rs.1.00 per share(10%)Final Dividend
GE Vernova T&D India Ltd.	22-Aug-2025	Rs.5.00 per share(250%)Final Dividend
Global Health Ltd.	22-Aug-2025	Rs.0.50 per share(25%)Final Dividend
Godfrey Phillips India Ltd.	22-Aug-2025	Rs.60.00 per share(3000%)Final Dividend
Gujarat Ambuja Exports Ltd.	22-Aug-2025	Rs.0.25 per share(25%)Final Dividend
HMA Agro Industries Ltd.	22-Aug-2025	Rs.0.30 per share(30%)Final Dividend
IB Infotech Enterprises Ltd.	22-Aug-2025	Rs.1.00 per share(10%)Final Dividend
Indian Railway Catering And Tourism Corporation Ltd.	22-Aug-2025	Rs.1.00 per share(50%)Final Dividend
Indigo Paints Ltd.	22-Aug-2025	Rs.3.50 per share(35%)Final Dividend
iStreet Network Ltd.	22-Aug-2025	Interim Dividend
Jasch Gauging Technologies Ltd.	22-Aug-2025	Rs.2.50 per share(25%)Final Dividend
Jindal Stainless Ltd.	22-Aug-2025	Rs.2.00 per share(100%)Final Dividend
Jindal Steel Ltd.	22-Aug-2025	Rs.2.00 per share(200%)Final Dividend
KFin Technologies Ltd.	22-Aug-2025	Rs.7.50 per share(75%)Final Dividend
Kuantum Papers Ltd.	22-Aug-2025	Rs.3.00 per share(300%)Final Dividend
LIC Housing Finance Ltd.	22-Aug-2025	Rs.10.00 per share(500%)Final Dividend
Lodha Developers Ltd.	22-Aug-2025	Rs.4.25 per share(42.5%)Final Dividend
Mayur Uniquoters Ltd.	22-Aug-2025	Rs.5.00 per share(100%)Final Dividend
Naturewings Holidays Ltd.	22-Aug-2025	Rs.1.50 per share(15%)Final Dividend
NDL Ventures Ltd.	22-Aug-2025	Rs.0.50 per share(5%)Final Dividend
Netweb Technologies India Ltd.	22-Aug-2025	Rs.2.50 per share(125%)Final Dividend
Nicco Parks & Resorts Ltd.	22-Aug-2025	Interim Dividend
Omax Autos Ltd.	22-Aug-2025	Rs.2.50 per share(25%)Final Dividend
Procter & Gamble Health Ltd.	22-Aug-2025	Rs.45.00 per share(450%)Final Dividend
Rajapalayam Mills Ltd.	22-Aug-2025	Rs.0.50 per share(5%)Dividend
Sai Silks (Kalamandir) Ltd.	22-Aug-2025	Rs.1.00 per share(50%)Final Dividend
Sarda Energy & Minerals Ltd.	22-Aug-2025	Rs.1.50 per share(150%)Final Dividend
Sat Kartar Shopping Ltd.	22-Aug-2025	Dividend
Shree Digvijay Cement Company Ltd.	22-Aug-2025	Rs.1.50 per share(15%)Dividend
The Federal Bank Ltd.	22-Aug-2025	Rs.1.20 per share(60%)Final Dividend
The Sandesh Ltd.	22-Aug-2025	Rs.2.50 per share(25%)Final Dividend
Thejo Engineering Ltd.	22-Aug-2025	Dividend
United Drilling Tools Ltd.	22-Aug-2025	Rs.0.60 per share(6%)First Interim Dividend
Upsurge Investment & Finance Ltd.	22-Aug-2025	Rs.0.50 per share(5%)Interim Dividend
Veljan Denison Ltd.	22-Aug-2025	Rs.8.50 per share(85%)Final Dividend
DAPS Advertising Ltd.	23-Aug-2025	Rs.0.20 per share(2%)Final Dividend
Mallcom (India) Ltd	23-Aug-2025	Rs.3.00 per share(30%)Final Dividend
Sportking India Ltd.	23-Aug-2025	Rs.1.00 per share(100%)Final Dividend
WEP Solutions Ltd.	23-Aug-2025	Rs.0.50 per share(5%)Final Dividend

Bulk Deal As On 21/08/25

BSE					
Security Code	Security Name	Client Name	Deal	Quantity	Price
544224	AFCOM	SEYYADURAI NAGARAJAN	S	127680	885.91
544425	AJCJEWEL	VIKASA INDIA EIF I FUND-INCUBE GLOBAL OPPORTUNITIES	S	60000	97.9
512149	AVANCE	WHAMIA TRADERS LLP	S	10000000	1.77
522650	BEMHY	SANTOSH KUMAR KEJRIWAL SECURITIES PVT. LTD.	S	12066	3421.37
511664	BGIL	NAZIR TRADING LLP	B	61208	12.71
540545	BGJL	MAMTA DEVI	S	122247	20.75
540545	BGJL	REKHA KHATRI	B	128585	20.77
544474	BLT	GREEN PEAKS ENTERPRISES LLP	S	27200	67.24
544474	BLT	GREEN PEAKS ENTERPRISES LLP	B	4800	68.47
544474	BLT	NEO APEX VENTURE LLP	S	22400	69.75
544474	BLT	NEO APEX VENTURE LLP	B	147200	66.71
543211	BONLON	CAPITAL TRADE LINKS LIMITED	S	90000	40.24
543318	CLEAN	ASHA ASHOK BOOB	S	7000000	1077.57
543318	CLEAN	ASHOK RAMNARAYAN BOOB	S	4984800	1078.03
543318	CLEAN	ASHOK RAMNARAYAN BOOB	S	2334142	1079.51
543318	CLEAN	BAJAJ ALLIANZ LIFE INSURANCE COMPANY LIMITED	B	800000	1075.2
543318	CLEAN	F3 ADVISORS PRIVATE LIMITED	S	302356	1095.1
543318	CLEAN	F3 ADVISORS PRIVATE LIMITED	B	633176	1088.49
543318	CLEAN	KRISHNAKUMAR RAMNARAYAN BOOB	S	2600000	1080.48
543318	CLEAN	MANSI SHARE AND STOCK BROKING PRIVATE LIMITED	S	609941	1106.24
543318	CLEAN	MANSI SHARE AND STOCK BROKING PRIVATE LIMITED	B	1037931	1083.8
543318	CLEAN	NILIMA KRISHNAKUMAR BOOB	S	2360352	1085.32
543318	CLEAN	NIPPON INDIA MUTUAL FUND	B	862926	1075.2
543318	CLEAN	NIPPON INDIA MUTUAL FUND	B	2252332	1075.2
543318	CLEAN	NORGES BANK ON ACCOUNT OF THE GOVERNMENT PENSION FUND	B	1462373	1077.68
543318	CLEAN	PARTH ASHOK MAHESHWARI	S	3000000	1078.81
543318	CLEAN	PATRONUS TRADETECH LLP	S	87502	1121.53
543318	CLEAN	PATRONUS TRADETECH LLP	B	1042084	1090.63
543318	CLEAN	SBI MUTUAL FUND	B	589885	1075.2
543318	CLEAN	SBI MUTUAL FUND	B	2162911	1075.2
543318	CLEAN	SHRADHA ANISH KARIWALA	S	3205986	1077.63
543318	CLEAN	SPARK INSTITUTIONAL EQUITIES PRIVATE LIMITED	S	32215200	1078.57
543318	CLEAN	SPARK INSTITUTIONAL EQUITIES PRIVATE LIMITED	B	32237036	1078
512443	GANONPRO	GANGARAM VIRARAM BISHNOI	B	50000	12.53
512443	GANONPRO	MAMTA DEVI	B	51000	12.51
512443	GANONPRO	VIKAS JAIN	S	108813	12.53
532015	GRAVITY	AAYZAN ENTERPRISE PRIVATE LIMITED	B	131437	6.75
532015	GRAVITY	DAKSHABEN RASIKLAL THAKKAR	S	119805	6.75
532015	GRAVITY	RASIKLAL THAKKAR	S	59588	6.75
532015	GRAVITY	SUDHANSHU KANDA	B	47500	6.75
539222	GROWINGTON	PROGNOSIS SECURITIES PVT. LTD.	S	8084	1.44
539222	GROWINGTON	PROGNOSIS SECURITIES PVT. LTD.	B	6008084	1.5
539224	HCKKVENTURE	ASHIRWAD TRADING & HOLDINGS	B	77076	35.4
539224	HCKKVENTURE	NEO APEX VENTURE LLP	S	52454	32.04
539224	HCKKVENTURE	PREETI BHAIKA	S	50000	32.04
539224	HCKKVENTURE	SUDHANSHU KANDA	B	40000	32.04
539224	HCKKVENTURE	UDAY R SHAH HUF	S	27000	35.04
526967	HEERAISP	DALJITSINGH KULDIPSINGH DHAMON	B	50000	7.8
526967	HEERAISP	DHARMESHKUMAR RAMESHCHANDRA MISTRY	S	130319	7.8
544483	ICODEX	NEO APEX VENTURE LLP	S	86400	74.63
540515	KANUNGO	DHANJIT REAL TRADE LLP	B	100000	9.59
540515	KANUNGO	KARTIK BATHLA	B	32000	9.59
540515	KANUNGO	PARSHOTAMBHAI NARANBHAI GEVARIYA	S	100000	9.59

540515	KANUNGO	SNEHA SANJEEV LUNKAD	S	26654	9.58
540515	KANUNGO	VIVEK KANDA	B	50000	9.58
540515	KANUNGO	YOGESH HASMUKHBHAI PIPALIYA	S	25000	9.59
503101	MARATHON	VENUS INVESTMENTS VCC - VENUS STELLAR FUND	B	340000	652.11
503101	MARATHON	ZETA GLOBAL FUNDS (OEIC) PCC LIMITED - ZETA SERIES B FUND PC	S	340000	652.1
530361	PRABHHANS	MANOJ KHIMCHAND RAIPANCHOLIA	B	33000	75.63
526490	PRATIK	JAGANNATH DALAI	S	546436	6.15
539561	REMLIFE	RANDEEP SINGH	B	4498672	1.31
542146	SKIFL	MARKET-HUB STOCK BROKING PRIVATE LIMITED	S	58750	50.08
542146	SKIFL	PASHUPATI CAPITAL SERVICE PVT LTD	B	70000	50.39
544035	SPL	MISRIMAL PARASMAL	B	99200	34
544035	SPL	SUJATHAA MEHTA	S	99200	34
544399	SRIGEE	NEO APEX VENTURE LLP	S	52800	227.87
511447	SYLPH	MANJULA HIRJI GADA	B	5000000	0.86
511447	SYLPH	NIRAJ RAJNIKANT SHAH	S	15159381	0.86
511447	SYLPH	SRESTHA FINVEST LIMITED	B	6900000	0.86
539278	SYMBIOX	BHARATBHAI RAVATBHAI KHACHAR	B	251366	2.79
539278	SYMBIOX	KAUSHAL RAMESHCHANDRA SHARDA	S	233093	2.77
500483	TATACOMM	FS INV ICVC STEWART INVESTORS ASIA PACIFIC LEADERS FUND	S	1985648	1590.01
531628	TEJASSVI	RUCHIRA GOYAL	B	40000	25.79
523752	TIHIL	NEO APEX SHARE BROKING SERVICES LLP	S	400000	15.14
523752	TIHIL	NEO APEX SHARE BROKING SERVICES LLP	B	700000	15.15
523752	TIHIL	PRAS INVESTMENT PRIVATE LIMITED	S	465524	15.15
521005	TITANIN	BYTE DEVELOPERS PRIVATE LIMITED	S	241140	22.6
541338	UHZAVERI	MAMTA DEVI	B	69555	17.57
539761	VKAL	BHAVESH KIRIT SHAH	S	2900000	3.78
539761	VKAL	MANILAL BHURALAL GALA	S	4300000	3.78
539761	VKAL	NEHAL NARENDRA SHAH	S	3700000	3.78
506122	VOLKAI	F3 ADVISORS PRIVATE LIMITED	B	20000	152.7
506122	VOLKAI	GREEN PEAKS ENTERPRISES LLP	S	5	152.68
506122	VOLKAI	GREEN PEAKS ENTERPRISES LLP	B	10010	152.7
506122	VOLKAI	KRUNAL CHANDRAKANT SHAH	S	7700	152.7
506122	VOLKAI	NEO APEX SHARE BROKING SERVICES LLP	B	30000	152.7
506122	VOLKAI	NEO APEX VENTURE LLP	B	15000	152.7
506122	VOLKAI	NISHIT KARSANBHAI SAPARIA	B	6548	152.7
506122	VOLKAI	PANKAJ KUMAR SINGHAL HUF	B	7000	152.7
506122	VOLKAI	PRAGNESH JINDAS DOSHI	S	9000	152.7
506122	VOLKAI	RIMA DEVI	B	6000	152.7
506122	VOLKAI	SATISH PURUSHOTTAM PASEBAND	B	8000	152.7
506122	VOLKAI	SHAH DINESHKUMAR FULLCHAND HUF	S	7000	152.7
506122	VOLKAI	SHAH JIGNESH	S	62663	152.7
506122	VOLKAI	SHAH MEHULKUMAR CHANDRAKANT	S	22000	152.7
524661	WELCURE	JAYDEEP BHOSLE	S	2477696	12.63
524661	WELCURE	KULDEEP RANVIRSINGH TOMAR	S	3776449	12.59
524661	WELCURE	KULDEEP RANVIRSINGH TOMAR	B	900000	12.95
524661	WELCURE	MITESH MAKVANA	S	2000	12.95
524661	WELCURE	MITESH MAKVANA	B	1700000	12.95
524661	WELCURE	RAHUL RATANSINGH SIKARWAR	B	1742625	12.94
531337	WINPRO	MAHESH SHIVARAYA MAHUR	S	600000	4.13

NSE

Security Code	Security Name	Client Name	Deal	Quantity	Price
ATALREAL	Atal Realtech Limited	PASHUPATI CAPITA SER PVT LTD	BUY	691650	19
BLBLIMITED	BLB Limited	ACN FINANCIAL SERVICES LTD	SELL	310386	16.38
BORANA	Borana Weaves Limited	AFFLUENCE GEMS PRIVATELIMITED	BUY	134307	217
BORANA	Borana Weaves Limited	VPK GLOBAL VENTURES FUND - SCHEME 1	SELL	150462	217.06
CLEAN	Clean Science & Tech Ltd	NORGES BANK ON ACCOUNT OF THE GOVERNMENT PENSION FUND	BUY	637627	1096.54
CLEAN	Clean Science & Tech Ltd	VQ FASTERCAP FUND	BUY	849000	1175.37
CUPID	Cupid Limited	UNITY ASSOCIATES	BUY	1500000	171.9
MRIL	Mahendra Realto & Infra L	NEOMILE GROWTH FUND - SERIES I	BUY	2049600	61.4
MRIL	Mahendra Realto & Infra L	RIKHAV SECURITIES LIMITED	SELL	291200	67.76
MAXVOLT	Max volt Energy Indus L	ANWAR MOHAMMED SHAIKH	SELL	128800	222.3
MAXVOLT	Max volt Energy Indus L	YASH HITESH PATEL	BUY	58400	221.23
MAXVOLT	Max volt Energy Indus L	YASHVI HITESH PATEL	BUY	57600	221
MEDISTEP	Medistep Healthcare Ltd	TIRULEKHA BIOSCIENCES PRIVATE LIMITED	BUY	291000	43.2
MEGATHERM	Megatherm Induction Ltd	MEGATHERM ELECTRONICS PRIVATE LIMITED	SELL	140400	305.06
NXST	Nex us Select Trust	GOLDMAN SACHS (SINGAPORE) PTE - ODI	SELL	1230046	150
NXST	Nex us Select Trust	GOLDMAN SACHS BANK EUROPE SE -ODI	BUY	1230046	150
ONEPOINT	One Point One Sol Ltd	VENUS INVESTMENTS VCC - VENUS STELLAR FUND	BUY	2773458	45.1
ONEPOINT	One Point One Sol Ltd	ZETA GLOBAL FUNDS (OEIC) PCC LIMITED - ZETA SERIES B FUND PC	SELL	2773458	45.1
TATACOMM	Tata Communications Ltd.	NWBP AS DP OF FIRST STATE ASIA PAC LDRS FD A SUB FD OF FS IN	SELL	1479382	1602.34
ZEEMEDIA	Zee News Limited	AUV INNOVATIONS LLP	BUY	10000000	12.99
ZEEMEDIA	Zee News Limited	MILOEUX MEDIA & ENTERTAINMENT PRIVATE LIMITED	SELL	10466000	12.99

Disclosure:

Research Reports that are published by Nirmal Bang Securities Private Limited (hereinafter referred to as "NBSPL") are for private circulation only. NBSPL is a registered Research Analyst under SEBI (Research Analyst) Regulations, 2014 having Registration no. INH000001766. NBSPL is also a registered Stock Broker with National Stock Exchange of India Limited, BSE Limited, Metropolitan Stock Exchange of India Limited, Multi Commodity Exchange of India Limited and , National Commodity and Derivative Exchange Limited in Capital Market , Equity and Commodities derivatives segments and Currency Derivatives Segment .

NBSPL has other business divisions with independent research teams separated by Chinese walls, and therefore may, at times, have different or contrary views on stocks and markets.

NBSPL or its associates have not been debarred / suspended by SEBI or any other regulatory authority for accessing / dealing in securities Market since last 20 years. NBSPL, its associates or analyst or his relatives do not hold any financial interest (Except Investment) in the subject company. NBSPL or its associates or Analyst do not have any conflict or material conflict of interest at the time of publication of the research report with the subject company. NBSPL or its associates or Analyst or his relatives may or may not hold beneficial ownership of 1% or more in the subject company at the end of the month immediately preceding the date of publication of this research report.

NBSPL or its associates / analyst has not received any compensation / managed or co-managed public offering of securities of the company covered by Analyst during the past twelve months. NBSPL or its associates have not received any compensation or other benefits from the company covered by Analyst or third party in connection with the research report. Analyst has not served as an officer, director or employee of Subject Company. NBSPL / analyst has not been engaged in market making activity of the subject company.

Analyst Certification: The research analysts and authors of these reports, hereby certify that the views expressed in this research report accurately reflects my/our personal views about the subject securities, issuers, products, sectors or industries. It is also certified that no part of the compensation of the analyst(s) was, is, or will be directly or indirectly related to the inclusion of specific recommendations or views in this research. The analyst(s) principally responsible for the preparation of this research report and has taken reasonable care to achieve and maintain independence and objectivity in making any recommendations.

Disclaimer:

The Research Report is for the personal information of the authorized recipient and does not construe to be any investment, legal or taxation advice. NBSPL is not soliciting any action based upon it. Nothing in the research report shall be construed as a solicitation to buy or sell any security or product, or to engage in or refrain from engaging in any such transaction. In preparing the research report, we did not take into account the investment objectives, financial situation and particular needs of the reader.

The research report has been prepared for the general use of the clients of NBSPL and must not be copied, either in whole or in part, or distributed or redistributed to any other person in any form. If you are not the intended recipient you must not use or disclose the information in the research report in any way. Though disseminated to all the customers simultaneously, not all customers may receive the research report at the same time. NBSPL will not treat recipients as customers by virtue of their receiving the research report. The research report is not directed or intended for distribution to or use by any person or entity resident in a state, country or any jurisdiction, where such distribution, publication, availability or use would be contrary to law, regulation or which would subject NBSPL & its group companies to registration or licensing requirements within such jurisdictions.

The report is based on the information obtained from sources believed to be reliable, but we do not make any representation or warranty that it is accurate, complete or up-to-date and it should not be relied upon as such. We accept no obligation to correct or update the information or opinions in it. NBSPL or any of its affiliates or employees shall not be in any way responsible for any loss or damage that may arise to any person from any inadvertent error in the information contained in the research report. NBSPL or any of its affiliates or employees do not provide, at any time, any express or implied warranty of any kind, regarding any matter pertaining to this report, including without limitation the implied warranties of merchantability, fitness for a particular purpose, and non-infringement. The recipients of the research report should rely on their own investigations.

This information is subject to change without any prior notice. NBSPL reserves its absolute discretion and right to make or refrain from making modifications and alterations to this statement from time to time. Nevertheless, NBSPL is committed to providing independent and transparent recommendations to its clients, and would be happy to provide information in response to specific client queries.

Before making an investment decision on the basis of research report, the reader needs to consider, with or without the assistance of an adviser, whether the advice is appropriate in light of their particular investment needs, objectives and financial circumstances. There are risks involved in securities trading. The price of securities can and does fluctuate, and an individual security may even become valueless. International investors are reminded of the additional risks inherent in international investments, such as currency fluctuations and international stock market or economic conditions, which may adversely affect the value of the investment. Opinions expressed are subject to change without any notice. Neither the company nor the director or the employees of NBSPL accept any liability whatsoever for any direct, indirect, consequential or other loss arising from any use of the research report and/or further communication in relation to the research report. Here it may be noted that neither NBSPL, nor its directors, employees, agents or representatives shall be liable for any damages whether direct or indirect, incidental, special or consequential including lost revenue or lost profit that may arise from or in connection with the use of the information contained in the research report.

Copyright of this document vests exclusively with NBSPL.

Our reports are also available on our website

Registration granted by SEBI and certification from NISM in no way guarantee performance of NBSPL or provide any assurance of returns to investors.

Nirmal Bang Research (Division of Nirmal Bang Securities Pvt. Ltd.)

B-2, 301/302, Marathon Innova,
Opp. Peninsula Corporate Park
Off. Ganpatrao Kadam Marg
Lower Parel(W), Mumbai-400013
Board No. : 91 22 6723 8000/8001
Fax. : 022 6723 8010